

Optimal Morphs of Convex Drawings*

Patrizio Angelini¹, Giordano Da Lozzo¹, Fabrizio Frati¹,
Anna Lubiw², Maurizio Patrignani¹, and Vincenzo Roselli¹

1 Department of Engineering, Roma Tre University, Italy

{angelini,dalozzo,frati,patrigna,roselli}@dia.uniroma3.it

2 Cheriton School of Computer Science, University of Waterloo, Canada

alubiw@uwaterloo.ca

Abstract

We give an algorithm to compute a morph between any two convex drawings of the same plane graph. The morph preserves the convexity of the drawing at any time instant and moves each vertex along a piecewise linear curve with linear complexity. The linear bound is asymptotically optimal in the worst case.

1998 ACM Subject Classification G.2.2. Graph Theory

Keywords and phrases Convex Drawings, Planar Graphs, Morphing, Geometric Representations

Digital Object Identifier 10.4230/LIPIcs.SOCG.2015.126

1 Introduction

Convex drawings of plane graphs are a classical topic of investigation in geometric graph theory. A characterization [25] of the plane graphs that admit convex drawings and a linear-time algorithm [10] to test whether a graph admits a convex drawing are known. Convex drawings in small area [5, 8, 11], orthogonal convex drawings [18, 19, 25], and convex drawings satisfying further geometric constraints [16, 17] have also been studied. It is intuitive, but far from trivial to prove, that the space of the convex drawings of any n -vertex plane graph G is connected; i.e., the points in \mathbb{R}^{2n} , each corresponding to the two-dimensional coordinates of a convex drawing of G , form a connected set. Expressed in yet another way, there exists a *convex morph* between any two convex drawings Γ_s and Γ_t of the same plane graph G , that is, a continuous deformation from Γ_s to Γ_t so that the intermediate drawing of G is convex at any instant of the deformation. The main result of this paper is the existence of a convex morph between any two convex drawings of the same plane graph such that each vertex moves along a piecewise linear curve with linear complexity during the deformation.

The existence of a convex morph between any two convex drawings of the same plane graph was first proved by Thomassen [24] more than 30 years ago. His result confirmed a conjecture of Grünbaum and Shepard [15] and improved upon a result of Cairns [9], stating that there exists a continuous deformation, called a *morph*, between any two straight-line planar drawings of the same plane graph such that any intermediate straight-line drawing is planar. More recently, motivated by applications in computer graphics, animation, and modeling, a number of algorithms for morphing graph drawings have been designed [12, 13, 14, 21, 22]. These algorithms aim to construct morphs that preserve the topology of the given drawings at any time, while guaranteeing that the trajectories of the vertices are “nice” curves.

* Work partially supported by MIUR project AMANDA “Algorithmics for MAssive and Networked DAta”, prot. 2012C4E3KT_001, and by NSERC of Canada. Because of space limitations some proofs are only sketched here; complete proofs will be found in the full version of the paper.



© Patrizio Angelini, Giordano Da Lozzo, Fabrizio Frati, Anna Lubiw, Maurizio Patrignani, and Vincenzo Roselli;

licensed under Creative Commons License CC-BY

31st International Symposium on Computational Geometry (SoCG’15).

Eds.: Lars Arge and János Pach; pp. 126–140



Leibniz International Proceedings in Informatics

LIPICs Schloss Dagstuhl – Leibniz-Zentrum für Informatik, Dagstuhl Publishing, Germany

Straight-line segments are undoubtedly the most readable and appealing curves for the vertex trajectories. However, *linear morphs* – morphs in which the vertices move along straight lines – do not always exist [12]. A natural way to overcome this problem is to allow vertices to move along piecewise linear curves. Since trajectories of large complexity would have a dramatically detrimental impact on the readability of the morph, an important goal is to minimize the complexity of these curves. This problem is formalized as follows. Let Γ_s and Γ_t be two planar straight-line drawings of a plane graph G . Find a sequence $\Gamma_s = \Gamma_1, \dots, \Gamma_k = \Gamma_t$ of planar straight-line drawings of G such that, for $1 \leq i \leq k - 1$, the linear morph transforming Γ_i into Γ_{i+1} , called a *morphing step*, is planar and k is small.

The first polynomial upper bound for this problem was recently obtained by Alamdari *et al.* [1]. The authors proved that a morph between any two planar straight-line drawings of the same n -vertex connected plane graph exists with $O(n^4)$ morphing steps. The $O(n^4)$ bound was later improved to $O(n^2)$ [4] and then to a worst-case optimal $O(n)$ bound by Angelini *et al.* [3]. The algorithm of Angelini *et al.* [3] can be extended to work for disconnected graphs at the expense of an increase in the number of steps to $O(n^{1.5})$ [2].

In this paper we give an algorithm to construct a convex morph between any two convex drawings of the same n -vertex plane graph with $O(n)$ morphing steps. Our algorithm preserves the convexity of the drawing at any time instant and in fact preserves strict convexity, if the given drawings are strictly-convex. The linear bound is tight in the worst case, as can be shown by adapting the lower bound construction of Angelini *et al.* [3]. We remark that Thomassen's algorithm [24] constructs convex morphs with an exponential number of steps. To the best of our knowledge, no other algorithm is known to construct a convex morph between any two convex drawings of the same plane graph.

The outline of our algorithm is simple. Let Γ_s and Γ_t be two convex drawings of the same *convex graph* G , that is, a plane graph that admits a convex drawing. Determine a connected subgraph G' of G such that removing G' from G results in a smaller convex graph G'' . Then G' lies inside one face f of G'' . Morph Γ_s into a drawing Γ'_s of G and morph Γ_t into a drawing Γ'_t of G such that the cycle of G corresponding to f is delimited by a convex polygon in Γ'_s and in Γ'_t . These morphs consist of one morphing step each. Remove G' from Γ'_s and Γ'_t to obtain two convex drawings Γ''_s and Γ''_t of G'' . Finally, recursively compute a morph between Γ''_s and Γ''_t . Since f remains convex throughout the whole morph from Γ''_s to Γ''_t , a morph of G from Γ'_s to Γ'_t can be obtained from the morph of G'' from Γ''_s to Γ''_t by suitably drawing G' inside f at each intermediate step of such a morph. The final morph from Γ_s to Γ_t consists of the morph from Γ_s to Γ'_s followed by the morph from Γ'_s to Γ'_t , and then the reverse of the morph from Γ_t to Γ'_t . Our algorithm has two main ingredients.

The first ingredient is a structural decomposition of convex graphs that generalizes a well-known structural decomposition of triconnected planar graphs due to Barnette and Grünbaum [6]. The latter states that any subdivision of a triconnected planar graph contains a path whose removal results in a subdivision of a smaller triconnected planar graph. For convex graphs we can prove a similar theorem which states, roughly speaking, that any convex graph contains a path, or three paths incident to the same vertex, whose removal results in a smaller convex graph. Our approach is thus based on *removing* a subgraph from the input graph. This differs from the recent papers on morphing graph drawings [1, 3, 4], where the basic operation is to *contract* (i.e. move arbitrarily close) a vertex to a neighbor. One of the difficulties of the previous approach was to determine a trajectory for a contracted vertex inside the moving polygon of its neighbors. By removing a subgraph and forcing the newly formed face to be convex, we avoid this difficulty.

The second ingredient is a relationship between *unidirectional morphs* and level planar drawings of hierarchical graphs, which allows us to compute the above mentioned morphs

between Γ_s and Γ'_s and between Γ_t and Γ'_t with one morphing step. This relationship was first observed by Angelini *et al.* [3]. However, in order to use it in our setting, we need to prove that every strictly-convex graph admits a *strictly-convex* level planar drawing; this strengthens a result of Hong and Nagamochi [16] and might be of independent interest.

We leave open the question whether any two straight-line drawings of the same plane graph G can be morphed so that every intermediate drawing has polynomial *size* (e.g., the ratio between the length of any two edges is polynomial in the size of G during the entire morph). In order to solve this problem positively, our approach seems to be better than previous ones; intuitively, subgraph removals are more suitable than vertex contractions for a morphing algorithm that doesn't blow up the size of the intermediate drawings. Nevertheless, we haven't yet been able to prove that polynomial-size morphs always exist.

2 Definitions and Preliminaries

In this section we give some definitions and preliminaries.

Drawings and Embeddings. A *straight-line planar drawing* Γ of a graph maps vertices to points in the plane and edges to internally disjoint straight-line segments. Drawing Γ partitions the plane into topologically connected regions, called *faces*. The bounded faces are *internal* and the unbounded face is the *outer face*. A vertex (an edge) is *external* if it is incident to the outer face and *internal* otherwise. A vertex x is *convex*, *flat*, or *concave* in an incident face f in Γ , if the angle at x in f is smaller than, equal to, or larger than π radians, respectively. Drawing Γ is *convex* (*strictly-convex*) if for each vertex v and each face f vertex v is incident to, v is either convex or flat (is convex) in f , if f is internal, and v is either concave or flat (is concave) in f , if f is the outer face. A planar drawing determines a clockwise ordering of the edges incident to each vertex. Two planar drawings of a connected planar graph are *equivalent* if they determine the same clockwise orderings and have the same outer face. A *plane embedding* is an equivalence class of planar drawings. A graph with a plane embedding is a *plane graph*. A *convex* (*strictly-convex*) graph is a plane graph that admits a convex (resp. strictly-convex) drawing with the given plane embedding.

Subgraphs and Connectivity. A subgraph G' of a plane graph G is regarded as a plane graph whose plane embedding is obtained from G by removing all the vertices and edges not in G' . We denote by $G - e$ (by $G - S$) the plane graph obtained from G by removing an edge e of G (resp. a set S of vertices and their incident edges).

We denote by $\deg(G, v)$ the degree of a vertex v in a graph G . A graph G is *biconnected* (*triconnected*) if removing any vertex (resp. any two vertices) leaves G connected. A *separation pair* in a graph G is a pair of vertices whose removal disconnects G . A biconnected plane graph G is *internally triconnected* if introducing a new vertex in the outer face of G and connecting it to all the vertices incident to the outer face of G results in a triconnected graph. Thus, internally triconnected plane graphs form a super-class of triconnected plane graphs. A *split component* of a graph G with respect to a separation pair $\{u, v\}$ is either an edge (u, v) or a maximal subgraph G' of G that does not contain edge (u, v) , that contains vertices u and v , and such that $\{u, v\}$ is not a separation pair of G' ; we say that $\{u, v\}$ *determines* the split components with respect to $\{u, v\}$. For an internally triconnected plane graph G , every separation pair $\{u, v\}$ determines two or three split components; further, in the latter case, one of them is an edge (u, v) not incident to the outer face of G .

A *subdivision* G' of a graph G is a graph obtained from G by replacing each edge (u, v) with a path between u and v ; the internal vertices of this path are called *subdivision vertices*. Given a subgraph H of G , the subgraph H' of G' *corresponding to* H is obtained from H by replacing each edge (u, v) with a path with the same number of vertices as in G' .

Convex Graphs. Convex graphs have been thoroughly studied, both combinatorially and algorithmically. Most of the known results about convex graphs are stated in the following setting. The input consists of a plane graph G and a convex polygon P representing the cycle C delimiting the outer face of G . The problem asks whether G admits a convex drawing in which C is represented by P . The known characterizations for this setting imply characterizations and recognition algorithms for the class of convex graphs (with no constraint on the representation of the cycle delimiting the outer face). Quite surprisingly, the literature seems to lack explicit statements of the characterizations in this unconstrained setting. Here we present two theorems, whose proofs can be easily derived from known results [10, 16, 25].

► **Theorem 1.** *A plane graph is convex if and only if it is a subdivision of an internally triconnected plane graph.*

► **Theorem 2.** *A plane graph is strictly-convex if and only if it is a subdivision of an internally triconnected plane graph and every degree-2 vertex is external.*

Monotonicity. A *straight arc* \mathbf{xy} is a straight line segment directed from a point x to a point y ; \mathbf{xy} is *monotone* with respect to an oriented straight line \mathbf{d} if the projection of x on \mathbf{d} precedes the projection of y on \mathbf{d} according to the orientation of \mathbf{d} . A path (u_1, \dots, u_n) is *\mathbf{d} -monotone* if $\mathbf{u_i u_{i+1}}$ is monotone with respect to \mathbf{d} , for $i = 1, \dots, n - 1$; a polygon Q is *\mathbf{d} -monotone* if it contains two vertices s and t such that the two paths between s and t in Q are both \mathbf{d} -monotone. A path P (a polygon Q) is *monotone* if there exists an oriented straight line \mathbf{d} such that P (resp. Q) is \mathbf{d} -monotone. We have the following.

► **Lemma 3** (Angelini et al. [3]). *Let Q be a convex polygon and \mathbf{d} be an oriented straight line not orthogonal to any straight line through two vertices of Q . Then Q is \mathbf{d} -monotone.*

► **Lemma 4.** *Let Q_1 and Q_2 be strictly-convex polygons sharing an edge e and lying on opposite sides of the line through e . Let P_i be the path obtained from Q_i by removing edge e , for $i = 1, 2$. The polygon Q composed of P_1 and P_2 is monotone.*

Proof sketch. Q is monotone with respect to a line \mathbf{l} orthogonal to e – unless Q contains edges parallel to e , in which case a slight perturbation of \mathbf{l} suffices. ◀

Morphing. A *linear morph* $\langle \Gamma_1, \Gamma_2 \rangle$ between two straight-line planar drawings Γ_1 and Γ_2 of a plane graph G moves each vertex at constant speed along a straight line from its position in Γ_1 to its position in Γ_2 . A linear morph is *planar* if no crossing or overlap occurs between any two edges or vertices during the transformation. A linear morph is *convex* (*strictly-convex*) if it is planar and each face is delimited by a convex (resp. strictly-convex) polygon at any time instant of the morph. A convex linear morph is called a *morphing step*. A *unidirectional* linear morph [7] is a linear morph in which the straight-line trajectories of the vertices are parallel. A *convex morph* (a *strictly-convex morph*) $\langle \Gamma_s, \dots, \Gamma_t \rangle$ between two convex drawings Γ_s and Γ_t of a plane graph G is a finite sequence of convex (resp. strictly-convex) linear morphs that transforms Γ_s into Γ_t . A *unidirectional* (*strictly-*) *convex morph* is such that each of its morphing steps is unidirectional.

3 Decompositions of Convex Graphs

Our morphing algorithm relies on a lemma stating that, roughly speaking, any convex graph has a “simple” subgraph whose removal results in a smaller convex graph. A similar result is known for a restricted graph class, namely the subdivisions of triconnected planar graphs.

On the way to proving that every triconnected planar graph is the skeleton of a convex polytope in \mathbb{R}^3 , Barnette and Grünbaum [6] proved that every subdivision of a triconnected planar graph G can be decomposed as follows (see also [20]). Starting from G , repeatedly remove a path whose internal vertices have degree two in the current graph, until a subdivision of K_4 is obtained. Barnette and Grünbaum proved that there is such a decomposition in which every intermediate graph is a subdivision of a simple triconnected plane graph.

We now present a lemma that generalizes Barnette and Grünbaum’s decomposition technique so that it applies to convex (not necessarily triconnected) graphs.

► **Lemma 5.** *Let G be a convex graph. There exists a sequence G_1, \dots, G_ℓ of graphs such that: (i) $G_1 = G$; (ii) G_ℓ is the simple cycle C delimiting the outer face of G ; (iii) for each $1 \leq i \leq \ell$, graph G_i is a subgraph of G and is a subdivision of a simple internally triconnected plane graph H_i ; and (iv) for each $1 \leq i < \ell$, graph G_{i+1} is obtained either:*

- *by deleting the edges and the internal vertices of a path (u_1, u_2, \dots, u_k) with $k \geq 2$ from G_i , where u_2, \dots, u_{k-1} are degree-2 internal vertices of G_i ; or*
- *by deleting a degree-3 internal vertex u of G_i as well as the edges and the internal vertices of three paths P_1, P_2 , and P_3 connecting u with three vertices of the cycle C delimiting the outer face of G , where P_1, P_2 , and P_3 are vertex-disjoint except at u and the internal vertices of P_1, P_2 , and P_3 are degree-2 internal vertices of G_i .*

Proof. Set $G_1 = G$. Suppose that a sequence G_1, \dots, G_i has been determined. If $G_i = G_\ell$ is the cycle delimiting the outer face of G , then we are done. Otherwise, we distinguish two cases, based on whether G_i is a subdivision of a triconnected plane graph or not.

Suppose first that G_i is a subdivision of a triconnected plane graph H_i . We construct graphs G_i, \dots, G_ℓ one by one, in reverse order. Throughout the construction, we maintain the following invariant for every $\ell \geq j > i$. Suppose that H_j contains an internal edge (u, v) that is also an edge of H_i . Then there exists no path in H_i that connects u and v , that is different from edge (u, v) , and all of whose internal vertices are not in H_j .

Let G_ℓ be the cycle C delimiting the outer face of G_i . Next, we determine $G_{\ell-1}$ (see Fig. 1(a)). Let C_i be the cycle delimiting the outer face of H_i . Since H_i is triconnected and has at least four vertices, there exist three paths that connect an internal vertex v of H_i with vertices of C_i , that share no vertices other than v , and whose internal vertices are not in C_i (see Theorem 5.1 in [23]). Among all the triples of paths with these properties, choose a triple (P_x, P_y, P_z) involving the largest number of vertices of H_i . Paths P_x, P_y , and P_z and cycle C_i form a graph $G_{\ell-1}^H$ that is a subdivision of K_4 . The subgraph $G_{\ell-1}$ of G_i corresponding to $G_{\ell-1}^H$ is hence a subdivision of K_4 in which v is the only degree-3 internal vertex. The invariant is satisfied since P_x, P_y , and P_z involve the largest number of vertices of H_i . Further, G_ℓ is obtained from $G_{\ell-1}$ by deleting a degree-3 internal vertex v of $G_{\ell-1}$ as well as the edges and the internal vertices of P_x, P_y , and P_z , as required by the lemma.

Next, assume that a sequence G_ℓ, \dots, G_j has been determined, for some $j \leq \ell - 1$. If $G_j = G_i$, then we are done. Otherwise, G_{j-1} is obtained by adding a path P to G_j . The choice of P distinguishes two cases (as in the proof of Theorem 2 in [6]).

In Case (A), a vertex z exists such that $\deg(G_j, z) = 2$ and $\deg(G_i, z) \geq 3$. Then, consider the unique path P_{xy} in G_j that contains z as an internal vertex, whose internal vertices have degree two in G_j , and whose end-points x and y have degree at least three in G_j . Note

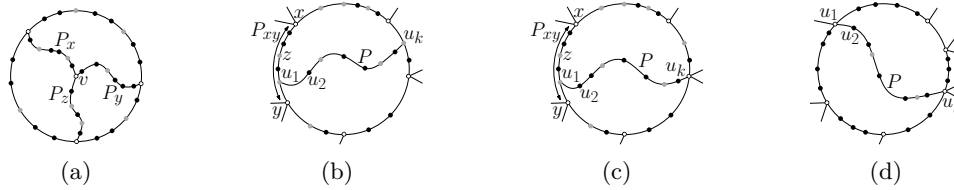


Figure 1 Illustration for the proof of Lemma 5 if G_i is a subdivision of a triconnected plane graph H_i . White vertices belong to $H_j, G_j, H_i,$ and G_i ; grey vertices belong to $G_j, H_i,$ and G_i , and not to H_j ; black vertices belong to G_j and G_i , and not to H_j and H_i . (a) Graph $G_{\ell-1}$. (b)–(d) Graph G_j and path P , together forming graph G_{j-1} ; (b) and (c) illustrate Case (A) with u_k having degree two and greater than two in G_j , respectively, while (d) depicts Case (B).

that (x, y) is an edge of H_j . Since $\{x, y\}$ is not a separation pair in H_i , there exists a path $P = (u_1, u_2, \dots, u_k)$ in G_i such that u_1 is an internal vertex of P_{xy} , vertex u_h does not belong to G_j , for every $2 \leq h \leq k - 1$, and u_k is a vertex of G_j not in P_{xy} . Choose the path with these properties involving the largest number of vertices of H_i . Observe that u_k might have degree two (as in Fig. 1(b)) or greater than two (as in Fig. 1(c)) in G_j .

In Case (B), there exists no vertex z such that $\deg(G_j, z) = 2$ and $\deg(G_i, z) \geq 3$ (see Fig. 1(d)). Since G_j is different from G_i , there exists a path $P = (u_1, u_2, \dots, u_k)$ in G_i such that u_1 and u_k belong to H_j , and u_2, \dots, u_{k-1} do not belong to G_j . Also, a path P satisfying these properties exists such that u_1 is an internal vertex of H_i (otherwise H_i would contain a separation pair composed of two external vertices). Choose a path P involving the largest number of vertices of H_i , subject to the constraint that u_1 is an internal vertex of H_i .

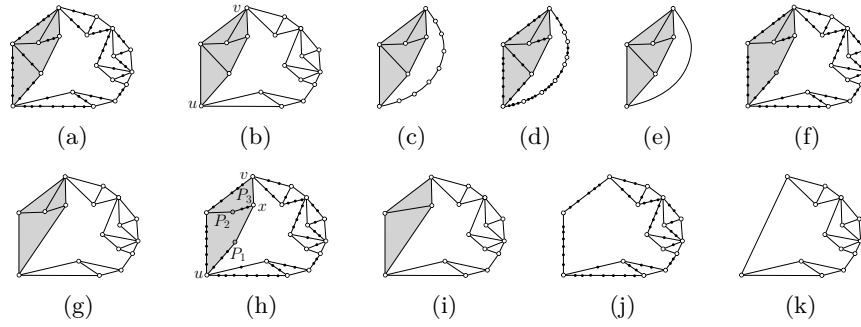
In both cases, path P has to be embedded inside a face f of G_j , according to the plane embedding of G_i . Since G_j contains the cycle delimiting the outer face of G_i , we have that f is an internal face of G_j . Graph G_{j-1} is obtained by inserting P in f . Since P and G_j are subgraphs of G_i , graph G_{j-1} is a subgraph of G_i . Also, it satisfies the invariant since P is chosen as a path involving the largest number of vertices of H_i . It remains to prove that G_{j-1} is a subdivision of a simple triconnected plane graph H_{j-1} . Let H_{j-1} be the graph obtained from G_{j-1} by replacing each maximal path whose internal vertices have degree two with a single edge. Thus, G_{j-1} is a subdivision of H_{j-1} .

► **Claim 1.** *Graph H_{j-1} is plane, simple, and triconnected.*

Proof sketch. First, H_{j-1} is a plane graph since G_{j-1} is a plane graph. Second, in Case (A) H_{j-1} is simple because H_j is simple and u_1 does not belong to H_j ; further, it can be proved that H_{j-1} contains no separation pair (hence it is triconnected) because H_j contains three internally disjoint paths between any pair of vertices and because each of u_1 and u_k contains three internally disjoint paths to vertices of H_j . Third, in Case (B) H_{j-1} is simple because of the invariant and it is triconnected because H_j is triconnected. ◀

We now turn to the case in which G_i is not a subdivision of a triconnected plane graph. In this case G_i is a subdivision of a simple internally triconnected plane graph H_i with minimum degree three and containing some separation pairs. Recall that H_i has either two or three split components with respect to any separation pair $\{u, v\}$.

Suppose that a separation pair $\{u, v\}$ exists in H_i determining three split components. Since H_i is internally triconnected, one of these split components is an internal edge (u, v) of H_i corresponding to a path $P = (u = u_1, \dots, u_k = v)$ in G_i , where u_2, \dots, u_{k-1} are degree-2 internal vertices of G_i . Let $G_{i+1} = G_i - \{u_2, \dots, u_{k-1}\}$ and let $H_{i+1} = H_i - (u, v)$. Note that



■ **Figure 2** Illustration for the proof of Lemma 5 if G_i is not a subdivision of a triconnected plane graph H_i . The faces of D_1, \dots, D_m not incident to Q are colored gray in G_i, \dots, G_{i+m-1} . The faces of M_1, \dots, M_m not incident to (u, v) are colored gray in H_i, \dots, H_{i+m-1} . (a) Graph G_i . (b) Graph H_i and separation pair $\{u, v\}$. (c) Graph L . (d) Graph $D = D_1$. (e) Graph $M = M_1$. (f) Graph G_{i+1} . (g) Graph H_{i+1} . (h) Graph G_{i+2} . (i) Graph H_{i+2} . (j) Graph G_{i+3} . (k) Graph H_{i+3} .

G_{i+1} is a subdivision of H_{i+1} . Then H_{i+1} is an internally triconnected simple plane graph, given that H_i is an internally triconnected simple plane graph with three split components with respect to $\{u, v\}$.

Suppose next that every separation pair of H_i determines two split components, as in Fig. 2(a). Let $\{u, v\}$ be a separation pair of H_i determining two split components A and B such that A does not contain any separation pair of H_i different from $\{u, v\}$, as in Fig. 2(b), (e.g., let $\{u, v\}$ be a separation pair such that the number of vertices in A is minimum among all separation pairs). Let L be the subgraph of H_i composed of A and of the path Q between u and v that delimits the outer face of H_i and that belongs to B ; see Fig. 2(c). Let D be the subgraph of G_i corresponding to L ; see Fig. 2(d). The graph M obtained from L by replacing Q with an edge (u, v) , shown in Fig. 2(e), is triconnected, given that the vertex set of A does not contain any separation pair of H_i different from $\{u, v\}$. Thus, D is a subdivision of a simple triconnected plane graph M .

By means of the same algorithm described in the case in which G_i is a subdivision of a triconnected plane graph, we determine a sequence D_1, \dots, D_m of subdivisions of triconnected plane graphs M_1, \dots, M_m , where $D_1 = D$, $M_1 = M$, and $M_m = K_3$. Further, we define a sequence $H_{i+1}, \dots, H_{i+m-1}$ of graphs where, for each $2 \leq j \leq m-1$, graph H_{i+j-1} is obtained from H_i by replacing M with M_j (see Figs. 2(b), 2(g), and 2(i)), and where H_{i+m-1} is obtained from H_i by replacing M with an edge (u, v) (see Fig. 2(k)). Analogously, we define a sequence $G_{i+1}, \dots, G_{i+m-1}$ of graphs where, for each $2 \leq j \leq m$, graph G_{i+j-1} is obtained from G_i by replacing D with D_j (see Figs. 2(a), 2(f), 2(h), and 2(j)). Then, for each $2 \leq j \leq m$, graph G_{i+j-1} is a subdivision of H_{i+j-1} . Further, for each $1 \leq j \leq m-2$, graph G_{i+j} is obtained from G_{i+j-1} by deleting the edges and the internal vertices of a path (u_1, \dots, u_k) with $k \geq 2$, where u_2, \dots, u_{k-1} are degree-2 internal vertices of G_{i+j-1} . Moreover, graph G_{i+m-1} is obtained by deleting from G_{i+m-2} a degree-3 internal vertex x as well as the edges and the internal vertices of three paths P_1, P_2 , and P_3 , as required by the lemma. Finally, since M_2, \dots, M_m are simple triconnected plane graphs, $H_{i+1}, \dots, H_{i+m-1}$ are simple internally triconnected plane graphs.

Note that H_{i+m-1} is obtained from H_i by replacing A with edge (u, v) , hence $\{u, v\}$ is not a separation pair in H_{i+m-1} . Thus, the repetition of the described transformations over different separation pairs $\{u, v\}$ eventually leads to a graph G_x that is the subdivision of a simple triconnected plane graph H_x ; then a sequence G_x, \dots, G_ℓ of subdivisions of triconnected plane graphs such that G_ℓ is a subdivision of K_3 is determined as above. ◀

4 Convex Drawings of Hierarchical Convex Graphs

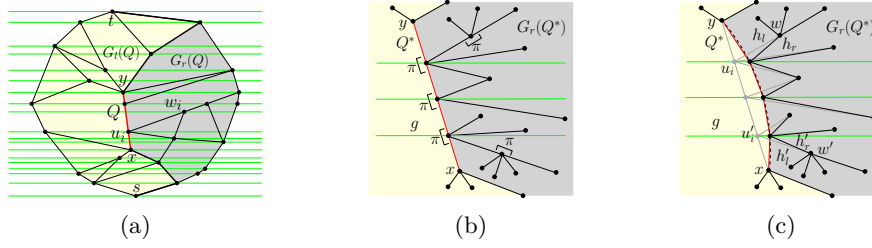
A *hierarchical graph* is a tuple $(G, \mathbf{d}, L, \gamma)$ where G is a graph, \mathbf{d} is an oriented straight line in the plane, L is a set of parallel lines orthogonal to \mathbf{d} , and γ is a function that maps each vertex of G to a line in L so that adjacent vertices are mapped to distinct lines. The lines in L are ordered as they are encountered when traversing \mathbf{d} according to its orientation (we write $l_1 < l_2$ if a line l_1 precedes a line l_2 in L). Furthermore, each line $l_i \in L$ is oriented so that \mathbf{d} cuts l_i from the right to the left of l_i ; a point a *precedes* a point b on l_i if a is encountered before b when traversing l_i according to its orientation. For the sake of readability, we will often write G instead of $(G, \mathbf{d}, L, \gamma)$ to denote a hierarchical graph. A *level drawing* of a hierarchical graph G maps each vertex v to a point on the line $\gamma(v)$ and each edge (u, v) of G with $\gamma(u) < \gamma(v)$ to an arc uv monotone with respect to \mathbf{d} . A hierarchical graph G with a prescribed plane embedding is a *hierarchical plane graph* if there is a level planar drawing Γ of G that respects the prescribed plane embedding. A path (u_1, \dots, u_k) in G is *monotone* if $\gamma(u_i) < \gamma(u_{i+1})$, for $1 \leq i \leq k - 1$. An *st-face* in a hierarchical plane graph G is a face delimited by two monotone paths connecting two vertices s and t , where s is the *source* and t is the *sink* of the face. Furthermore, G is a *hierarchical-st plane graph* if every face of G is an st-face; note that a face f of G is an st-face if and only if the polygon delimiting f in a straight-line level planar drawing of G is \mathbf{d} -monotone.

In this section we give an algorithm to construct strictly-convex level planar drawings of *hierarchical-st strictly-convex graphs*, that are hierarchical-st plane graphs $(G, \mathbf{d}, L, \gamma)$ such that G is a strictly-convex graph. We have the following.

► **Theorem 6.** *Every hierarchical-st strictly-convex graph admits a drawing which is simultaneously strictly-convex and level planar.*

Proof. Let $(G, \mathbf{d}, L, \gamma)$ be a hierarchical-st strictly-convex graph, in the following simply denoted by G , and let C be the cycle delimiting the outer face f of G . Construct a strictly-convex level planar drawing P_C of C in which the clockwise order of the vertices along P_C is the same as prescribed in G . Hong and Nagamochi [16] showed an algorithm to construct a (non-strictly) convex level planar drawing Γ of G in which C is represented by P_C . We show how to modify Γ into a strictly-convex level planar drawing of G .

We give some definitions. Let s and t be the vertices of G such that $\gamma(s) < \gamma(u) < \gamma(t)$, for every vertex $u \neq s, t$ of G . Given a vertex v of G , the *leftmost (rightmost) top neighbor* of v is the neighbor x of v with $\gamma(x) > \gamma(v)$ such that for the neighbor y of v counter-clockwise (clockwise) following x we have that either $\gamma(y) < \gamma(v)$, or $\gamma(y) > \gamma(v)$ and both x and y are incident to f (this only happens when $v = s$). The *leftmost* and the *rightmost bottom neighbor* of v are defined analogously. Also, the *leftmost (rightmost) top path* of v is the monotone path P from v to t obtained by initializing $P = (v)$ and by repeatedly adding the leftmost (resp. rightmost) top neighbor of the last vertex. The *leftmost* and *rightmost bottom path* of v are defined analogously. Let v be a vertex of G that is flat in a face g of Γ ; v is an internal vertex of G , since P_C is strictly-convex. Let x and y be the neighbors of v in g ; then either $\gamma(x) < \gamma(v) < \gamma(y)$ or $\gamma(y) < \gamma(v) < \gamma(x)$. Assume the former. If g lies to the left of path (x, v, y) when traversing it from x to y , then we say that v is a *left-flat vertex* in Γ , otherwise v is a *right-flat vertex*. By Theorem 2 and since v is an internal vertex of G , we have $\deg(G, v) \geq 3$, hence v cannot be both a left-flat and a right-flat vertex in Γ . A *left-flat (right-flat) path* in Γ is a maximal path whose internal vertices are all left-flat (resp. right-flat) vertices and are all flat in the same face (see Fig. 3(a)). Let $Q = (x, \dots, y)$ be a left-flat path in Γ ; the *elongation* E_Q of Q is the monotone path between s and t obtained by concatenating the rightmost bottom path of x , Q , and the rightmost top path of y . Let



■ **Figure 3** (a) A left-flat path Q (red thick line), its elongation $E(Q)$ (red and black thick lines), graphs $G_r(Q)$ (gray) and $G_l(Q)$ (yellow). (b) Drawing Γ . (c) Drawing Γ' .

$G_l(Q)$ ($G_r(Q)$) be the subgraph of G whose outer face is delimited by the cycle composed of E_Q and of the leftmost (resp. rightmost) top path of s . For a right-flat path Q in Γ , the elongation E_Q of Q , and graphs $G_l(Q)$ and $G_r(Q)$ are defined analogously.

In order to modify Γ into a strictly-convex level planar drawing of G , we proceed by induction on the number $a(\Gamma)$ of flat angles in Γ . If $a(\Gamma) = 0$, then Γ is strictly-convex and there is nothing to be done. If $a(\Gamma) \geq 1$, then there exists a path Q that is either a left-flat path or a right-flat path in Γ . Assume the former, the other case is symmetric. Also, assume w.l.o.g. up to a rotation of the axes, that the lines in L are horizontal.

Ideally, we would like to move the internal vertices of Q to the right, so that the polygon delimiting the face on which the internal vertices of Q are flat becomes strictly-convex. There is one obstacle to such a modification, though: An internal vertex of Q might be the first or the last vertex of a left-flat path Q' ; thus, moving that vertex to the right would cause the polygon delimiting the face on which the internal vertices of Q' are flat to become concave (in Fig. 3(a) moving u_i to the right causes an angle incident to w_i to become concave). We now argue that there is a left-flat path Q^* such that $G_r(Q^*)$ contains no internal left-flat path; then we modify Γ by moving the internal vertices of Q^* to the right.

Let $Q^* = (x, \dots, y)$ be a left-flat path such that the number of internal vertices of $G_r(Q^*)$ is minimum. Suppose, for a contradiction, that $G_r(Q^*)$ contains an internal left-flat path Q' . Then $G_r(Q')$ has less internal vertices than $G_r(Q^*)$, since $G_r(Q')$ is a subgraph of $G_r(Q^*)$ and the internal vertices of Q' are internal vertices of $G_r(Q^*)$ and external vertices of $G_r(Q')$. This contradiction proves that $G_r(Q^*)$ does not contain any internal left-flat path.

We construct a convex drawing Γ' of G with $a(\Gamma') < a(\Gamma)$. Initialize $\Gamma' = \Gamma$ and remove the internal vertices of Q^* . Let $\epsilon > 0$ be to be determined later. Consider segment \overline{xy} , its mid-point z , and a point p in the half-plane to the right of \overline{xy} such that segment \overline{zp} is orthogonal to \overline{xy} and has length ϵ . Let a be the arc of circumference between x and y passing through p . Place each internal vertex v of Q^* at the intersection point of $\gamma(v)$ with a , which exists since Q^* is monotone. Denote by Γ' the resulting drawing. We have the following.

► **Claim 2.** *The following statements hold, provided that ϵ is sufficiently small: (i) Γ' is convex; (ii) every vertex that is flat in an incident face in Γ' is flat in the same face in Γ ; and (iii) every internal vertex of Q^* is convex in every incident face in Γ' .*

Proof sketch. Moving the internal vertices of Q^* from \overline{xy} to a results in these vertices being convex in the unique face g of $G_l(Q^*)$ they are all incident to in Γ' . Further, the difference between the size of any angle in Γ' and the size of the corresponding angle in Γ tends to 0 as $\epsilon \rightarrow 0$; in particular, angles that are flat in Γ either have the same or smaller size in Γ' (see w in Figs. 3(b)–(c)), given that $G_r(Q^*)$ does not contain any internal left-flat path. ◀

Claim 2 implies that Γ' is convex and that $a(\Gamma') < a(\Gamma)$. The theorem follows. ◀

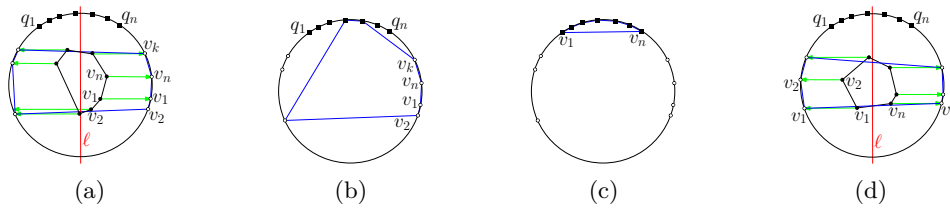


Figure 4 (a) Drawings Γ_s (black circles and black lines) and Γ'_s (white circles and blue lines), together with points q_1, \dots, q_n . (b) Morph $\langle \Gamma'_s, \dots, \Gamma \rangle$ after two steps. (c) Drawing Γ . (d) Drawings Γ_t (black circles and black lines) and Γ'_t (white circles and blue lines), together with points q_1, \dots, q_n .

5 A Morphing Algorithm

In this section we give algorithms to morph convex drawings of plane graphs. We start with a lemma about unidirectional linear morphs. Two level planar drawings Γ_1 and Γ_2 of a hierarchical plane graph $(G, \mathbf{d}, L, \gamma)$ are *left-to-right equivalent* if, for any line $l_i \in L$, for any vertex or edge x of G , and for any vertex or edge y of G , we have that x precedes (follows) y on l_i in Γ_1 if and only if x precedes (resp. follows) y on l_i in Γ_2 . We have the following.

► **Lemma 7.** *The linear morph $\langle \Gamma_1, \Gamma_2 \rangle$ between two left-to-right equivalent strictly-convex level planar drawings Γ_1 and Γ_2 of a hierarchical-st strictly-convex graph $(G, \mathbf{d}, L, \gamma)$ is strictly-convex and unidirectional.*

Proof sketch. Morph $\langle \Gamma_1, \Gamma_2 \rangle$ is planar and unidirectional [3]. Also, it is strictly-convex since an angle \widehat{vuz} that is convex in Γ_1 and in Γ_2 stays convex during $\langle \Gamma_1, \Gamma_2 \rangle$; this descends from the planarity of $\langle \Gamma_1, \Gamma_2 \rangle$ if $\gamma(u) < \gamma(v), \gamma(z)$ or $\gamma(v), \gamma(z) < \gamma(u)$ and from the fact that u, v , and z are never aligned during $\langle \Gamma_1, \Gamma_2 \rangle$ if $\gamma(z) < \gamma(u) < \gamma(v)$ (see [7]). ◀

We now describe an algorithm to construct a strictly-convex morph between any two strictly-convex drawings Γ_s and Γ_t of a plane graph G with n vertices and m internal faces. The algorithm works by induction on m and consists of at most $2n + 2m$ morphing steps.

In the base case we have $m = 1$, hence G is a cycle. We have the following.

► **Claim 3.** *There exists a strictly-convex unidirectional morph with at most $2n + 2$ steps between any two strictly-convex drawings Γ_s and Γ_t of cycle G .*

Proof Sketch. Let v_1, \dots, v_n be the vertices of G as they appear clockwise around G . Let ℓ be a straight line not orthogonal to any line through two vertices of G in Γ_s and in Γ_t . Draw a circumference \mathcal{C} enclosing both Γ_s and Γ_t . Morph Γ_s (Γ_t) into a drawing Γ'_s (Γ'_t) such that all the vertices of G are on \mathcal{C} (see Fig. 4(a) and Fig. 4(d)) with a single strictly-convex morphing step which is unidirectional in the direction orthogonal to ℓ (each vertex moves in the direction that does not make it collide with the initial drawing of G).

Consider n points q_1, \dots, q_n in this clockwise order on \mathcal{C} both in Γ'_s and in Γ'_t such that the arc of \mathcal{C} between q_1 and q_n containing q_2 does not contain any vertex of G . Morph Γ'_s (Γ'_t) into a drawing Γ of G in which v_i is placed at q_i , for $1 \leq i \leq n$, as follows (see Figs. 4(a)–(c)). Let v_k be the first vertex of G encountered when clockwise traversing \mathcal{C} from q_n . For $j = k - 1, \dots, 1, k, \dots, n$, move v_j to p_j . These morphs consist of n unidirectional strictly-convex morphing steps each. Hence, $\langle \Gamma_s, \Gamma'_s, \dots, \Gamma, \dots, \Gamma'_t, \Gamma_t \rangle$ is a unidirectional strictly-convex morph between Γ_s and Γ_t with $2n + 2$ morphing steps. ◀

In the inductive case we have $m > 1$. Then we apply Lemma 5 to G in order to obtain a graph G' with $m' < m$ internal faces. We proceed as follows.

Assume first that, according to Lemma 5, a degree-3 internal vertex u of G as well as the edges and the internal vertices of paths P_1 , P_2 , and P_3 can be removed from G resulting in a convex graph G' , where: (i) P_1 , P_2 , and P_3 respectively connect u with vertices u_1 , u_2 , and u_3 of the cycle C delimiting the outer face f of G ; (ii) P_1 , P_2 , and P_3 are vertex-disjoint except at u ; and (iii) the internal vertices of P_1 , P_2 , and P_3 are degree-2 internal vertices of G . Graph G has no degree-2 internal vertices, since it is strictly-convex (see Theorem 2), hence P_1 , P_2 , and P_3 are edges (u, u_1) , (u, u_2) , and (u, u_3) , respectively.

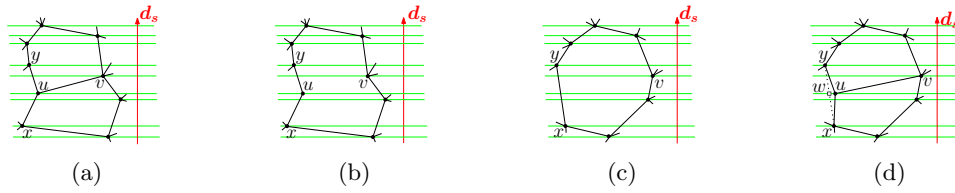
Vertex u lies in the interior of triangle $\Delta(u_1, u_2, u_3)$ both in Γ_s and in Γ_t , since $\deg(G, u) = 3$ and the angles incident to u are smaller than π both in Γ_s and in Γ_t . Hence, the position of u is a convex combination of the positions of u_1 , u_2 , and u_3 both in Γ_s and in Γ_t (the coefficients of such convex combinations might be different in Γ_s and in Γ_t). Further, no vertex other than u and no edge other than those incident to u lie in the interior of triangle $\Delta(u_1, u_2, u_3)$ in Γ_s and Γ_t , since these drawings are strictly-convex. With a single unidirectional linear morph, move u in Γ_s to the point that is a convex combination of the positions of u_1 , u_2 , and u_3 with the same coefficients as in Γ_t . This morph is strictly-convex since u stays inside $\Delta(u_1, u_2, u_3)$ at any time instant. Let Γ'_s be the resulting drawing of G .

Let Q_1 , Q_2 , and Q_3 be the polygons delimiting the faces of G incident to u in Γ_s . Let Λ'_s be the drawing of G' obtained from Γ'_s by removing u and its incident edges. We claim that Λ'_s is strictly-convex. Indeed, every internal face of G' different from the face f_u that used to contain u is also a face in Γ'_s , hence it is delimited by a strictly-convex polygon. Further, every internal angle of the polygon delimiting f_u is either an internal angle of Q_1 , Q_2 , or Q_3 , hence it is smaller than π , since Γ'_s is strictly-convex, or is incident to u_1 , u_2 , or u_3 ; however, these vertices are concave in f , hence they are convex in $f_u \neq f$. Analogously, the drawing Λ'_t of G' obtained from Γ_t by removing u and its incident edges is strictly-convex.

Inductively construct a unidirectional convex morph $\langle \Lambda'_s = \Lambda_0, \dots, \Lambda_\ell = \Lambda'_t \rangle$ with $\ell \leq 2(n-1) + 2(m-2)$ morphing steps. For each $1 \leq j \leq \ell - 1$, draw u in Λ_j at a point that is the convex combination of the positions of u_1 , u_2 , and u_3 with the same coefficients as in Γ'_s and in Γ_t ; denote by Γ_j the resulting drawing of G . Morph $\langle \Gamma'_s = \Gamma_0, \dots, \Gamma_\ell = \Gamma_t \rangle$ is strictly-convex and unidirectional. Namely, in every morphing step $\langle \Gamma_j, \Gamma_{j+1} \rangle$, vertex u moves between two points that are convex combinations of the positions of u_1 , u_2 , and u_3 with the same coefficients, hence it moves parallel to each of u_1 , u_2 , and u_3 (from which $\langle \Gamma_0, \dots, \Gamma_\ell \rangle$ is unidirectional) and it stays inside $\Delta(u_1, u_2, u_3)$ at any time instant of $\langle \Gamma_j, \Gamma_{j+1} \rangle$ (from which $\langle \Gamma_0, \dots, \Gamma_\ell \rangle$ is strictly-convex). Thus, $\langle \Gamma_s, \Gamma'_s = \Gamma_0, \dots, \Gamma_\ell = \Gamma_t \rangle$ is a unidirectional strictly-convex morph between Γ_s and Γ_t with $\ell + 1 \leq 2n + 2m - 5$ morphing steps.

Assume next that, according to Lemma 5, the edges and the internal vertices of a path P , whose internal vertices are degree-2 internal vertices of G , can be deleted from G so that the resulting graph G' is convex. Graph G has no degree-2 internal vertices, since it is strictly-convex (see Theorem 2), hence P is an edge (u, v) . Removing (u, v) from Γ_s (from Γ_t) results in a drawing Λ_s (resp. Λ_t) of G' which is not, in general, convex, since vertices u and v might be concave in the face f_{uv} of G' that used to contain (u, v) , as in Fig. 5. By Lemma 4, there exists an oriented straight line \mathbf{d}_s such that the polygon Q_{uv} representing the cycle C_{uv} delimiting f_{uv} is \mathbf{d}_s -monotone. By slightly perturbing the slope of \mathbf{d}_s , we can assume that it is not orthogonal to any line through two vertices of G' . Let L'_s be the set of parallel and distinct lines through vertices of G' and orthogonal to \mathbf{d}_s . Let γ'_s be the function that maps each vertex of G' to the line in L'_s through it. We have the following.

► **Lemma 8.** $(G', \mathbf{d}_s, L'_s, \gamma'_s)$ is a hierarchical-st convex graph.



■ **Figure 5** Drawings (a) Γ_s , (b) Λ_s , (c) Λ'_s , and (d) Γ'_s .

Analogously, there exists an oriented straight line \mathbf{d}_t that leads to define a hierarchical-st convex graph $(G', \mathbf{d}_t, L'_t, \gamma'_t)$ for which Λ_t is a straight-line level planar drawing.

We now distinguish three cases, based on whether $\deg(G', u), \deg(G', v) > 2$ (**Case 1**), $\deg(G', u) = 2$ and $\deg(G', v) > 2$ (**Case 2**), or $\deg(G', u) = \deg(G', v) = 2$ (**Case 3**). The case in which $\deg(G', u) > 2$ and $\deg(G', v) = 2$ is symmetric to Case 2.

In Case 1 graph G' is strictly-convex, since it is convex and all its internal vertices have degree greater than two. By Theorem 6, $(G', \mathbf{d}_s, L'_s, \gamma'_s)$ and $(G', \mathbf{d}_t, L'_t, \gamma'_t)$ admit strictly-convex level planar drawings Λ'_s and Λ'_t , respectively. Let Γ'_s (Γ'_t) be the strictly-convex level planar drawing of $(G, \mathbf{d}_s, L'_s, \gamma'_s)$ (resp. of $(G, \mathbf{d}_t, L'_t, \gamma'_t)$) obtained by inserting edge (u, v) as a straight-line segment in Λ'_s (resp. Λ'_t). Drawings Γ_s and Γ'_s (Γ_t and Γ'_t) are left-to-right equivalent. This is argued as follows. First, since G is a plane graph, its outer face is delimited by the same cycle C in both Γ_s and Γ'_s ; further, the clockwise order of the vertices along C is the same in Γ_s and in Γ'_s (recall that Theorem 6 allows us to arbitrarily prescribe the strictly-convex polygon representing C). Consider any two vertices or edges x and y both intersecting a line ℓ in L'_s ; assume this line to be oriented in any way. Suppose, for a contradiction, that x precedes y on ℓ in Γ_s and follows y on ℓ in Γ'_s . Since Γ_s and Γ'_s are strictly-convex, there exists a \mathbf{d}_s -monotone path P_x (P_y) containing x (resp. y) and connecting two vertices of C . Then P_x and P_y properly cross, contradicting the planarity of Γ_s or of Γ'_s , or they share a vertex which has a different clockwise order of its incident edges in the two drawings, contradicting the fact that Γ_s and Γ'_s are drawings of the same plane graph. By Lemma 7, linear morphs $\langle \Gamma_s, \Gamma'_s \rangle$ and $\langle \Gamma_t, \Gamma'_t \rangle$ are strictly-convex and unidirectional.

Inductively construct a unidirectional strictly-convex morph $\langle \Lambda'_s = \Lambda_0, \Lambda_1, \dots, \Lambda_\ell = \Lambda'_t \rangle$ with $\ell \leq 2n + 2(m - 1)$ morphing steps between Λ'_s and Λ'_t . For each $0 \leq j \leq \ell$, draw edge (u, v) in Λ_j as a straight-line segment \overline{uv} ; let Γ_j be the resulting drawing of G . We have that morph $\langle \Gamma'_s = \Gamma_0, \Gamma_1, \dots, \Gamma_\ell = \Gamma'_t \rangle$ is strictly-convex and unidirectional given that $\langle \Lambda_0, \Lambda_1, \dots, \Lambda_\ell \rangle$ is strictly-convex and unidirectional and given that, at any time instant of $\langle \Lambda_0, \Lambda_1, \dots, \Lambda_\ell \rangle$, segment \overline{uv} splits the strictly-convex polygon delimiting f_{uv} into two strictly-convex polygons. Thus, $\langle \Gamma_s, \Gamma'_s = \Gamma_0, \Gamma_1, \dots, \Gamma_\ell = \Gamma'_t, \Gamma_t \rangle$ is a unidirectional strictly-convex morph between Γ_s and Γ_t with $\ell + 2 \leq 2n + 2m$ morphing steps.

In Case 2 let G'' be the graph obtained from G' by replacing path (x, u, y) with edge (x, y) , where x and y are the only neighbors of u in G' . Graph G'' is strictly-convex, since G' is convex and is a subdivision of G'' , and since all the internal vertices of G'' have degree greater than two. Moreover, since $(G', \mathbf{d}_s, L'_s, \gamma'_s)$ and $(G', \mathbf{d}_t, L'_t, \gamma'_t)$ are hierarchical-st convex graphs, it follows that $(G'', \mathbf{d}_s, L''_s, \gamma''_s)$ and $(G'', \mathbf{d}_t, L''_t, \gamma''_t)$ are hierarchical-st strictly-convex graphs, where $L''_s = L'_s \setminus \{\gamma'_s(u)\}$, $L''_t = L'_t \setminus \{\gamma'_t(u)\}$, $\gamma''_s(z) = \gamma'_s(z)$ for each vertex z in G'' , and $\gamma''_t(z) = \gamma'_t(z)$ for each vertex z in G'' . By Theorem 6, $(G'', \mathbf{d}_s, L''_s, \gamma''_s)$ and $(G'', \mathbf{d}_t, L''_t, \gamma''_t)$ admit strictly-convex level planar drawings Λ''_s and Λ''_t , respectively.

We modify Λ''_s into a drawing Γ'_s of $(G, \mathbf{d}_s, L'_s, \gamma'_s)$, as in Fig. 5. Assume w.l.o.g. that

$\gamma'_s(x) < \gamma'_s(u) < \gamma'_s(y)$. Let w be the intersection point of $\gamma'_s(u)$ and \overline{xy} in Λ''_s (where line $\gamma'_s(u)$ is the same as in Λ_s). Let C''_{uv} be the facial cycle of G'' such that the facial cycle C_{uv} of G' is a subdivision of C''_{uv} . Insert u in the interior of C''_{uv} , on $\gamma'_s(u)$, at distance $\epsilon > 0$ from w . Remove edge (x, y) from Λ''_s and insert edges (u, v) , (u, x) , and (u, y) as straight-line segments. Denote by Γ'_s the resulting drawing. We have the following.

► **Claim 4.** Γ'_s is a strictly-convex level planar drawing of $(G, \mathbf{d}_s, L'_s, \gamma'_s)$, provided that $\epsilon > 0$ is sufficiently small.

A strictly-convex level planar drawing Γ'_t of $(G, \mathbf{d}_t, L'_t, \gamma'_t)$ can be constructed analogously from Λ''_t . Drawings Γ_s and Γ'_s (Γ_t and Γ'_t) are left-to-right equivalent, which can be proved as in Case 1. By Lemma 7, morphs $\langle \Gamma_s, \Gamma'_s \rangle$ and $\langle \Gamma_t, \Gamma'_t \rangle$ are strictly-convex and unidirectional.

Inductively construct a unidirectional strictly-convex morph $\langle \Lambda''_s = \Lambda_0, \Lambda_1, \dots, \Lambda_\ell = \Lambda''_t \rangle$ with $\ell \leq 2(n-1) + 2(m-1)$ morphing steps between Λ''_s and Λ''_t . Let $0 < \xi < 1$ be sufficiently small so that the following holds true: For every $0 \leq j \leq \ell$, insert u in Λ_j at a point which is a convex combination of the positions of x , y , and v with coefficients $(\frac{1-\xi}{2}, \frac{1-\xi}{2}, \xi)$, remove edge (x, y) , and insert edges (u, x) , (u, y) , and (u, v) as straight-line segments; then the resulting drawing Γ_j of G is strictly-convex. Such a $\xi > 0$ exists. Namely, placing v as a convex combination of the positions of x , y , and v results in angles incident to u and v that are all convex. Moreover, as $\xi \rightarrow 0$, the point at which u is placed approaches segment \overline{xy} , hence the size of any angle incident to x or y approaches the size of an angle incident to x or y in Λ_j , and the latter is strictly less than π radians.

With a single unidirectional strictly-convex linear morph, move u in Γ'_s to the point that is a convex combination of the positions of x , y , and v with coefficients $(\frac{1-\xi}{2}, \frac{1-\xi}{2}, \xi)$; denote by Γ''_s the drawing of G obtained from this morph. Analogously, let $\langle \Gamma'_t, \Gamma''_t \rangle$ be a unidirectional strictly-convex linear morph, where the point at which u is placed in Γ''_t is a convex combination of the positions of x , y , and v with coefficients $(\frac{1-\xi}{2}, \frac{1-\xi}{2}, \xi)$.

For each $0 \leq j \leq \ell - 1$, Γ_j and Γ_{j+1} are left-to-right equivalent strictly-convex level planar drawings of the hierarchical-st strictly-convex graph $(G, \mathbf{d}_j, L_j, \gamma_j)$, where \mathbf{d}_j is an oriented straight line orthogonal to the direction of morph $\langle \Lambda_j, \Lambda_{j+1} \rangle$, L_j is the set of lines through vertices of G orthogonal to \mathbf{d}_j , and γ_j maps each vertex of G to the line in L_j through it. In particular, Γ_j and Γ_{j+1} are strictly-convex drawings of G since Λ_j and Λ_{j+1} are strictly-convex drawings of G'' and by the choice of ξ ; further, every face of G is an st-face in Γ_j and Γ_{j+1} by Lemmata 3 and 4; moreover, u moves parallel to the other vertices since $\langle \Lambda_j, \Lambda_{j+1} \rangle$ is unidirectional and since the points at which u is placed in Γ_j and Γ_{j+1} are convex combinations of the positions of x , y , and v with the same coefficients. By Lemma 7, $\langle \Gamma_j, \Gamma_{j+1} \rangle$ is strictly-convex and unidirectional. Hence, $\langle \Gamma_s, \Gamma'_s, \Gamma''_s = \Gamma_0, \Gamma_1, \dots, \Gamma_\ell = \Gamma''_t, \Gamma'_t, \Gamma_t \rangle$ is a unidirectional strictly-convex morph between Γ_s and Γ_t with $\ell + 4 \leq 2n + 2m$ morphing steps.

Case 3 is very similar to Case 2, hence we only sketch the algorithm here. Let G'' be the graph obtained from G' by replacing paths (x_u, u, y_u) and (x_v, v, y_v) with edges (x_u, y_u) and (x_v, y_v) , respectively, where x_u and y_u (x_v and y_v) are the only neighbors of u (resp. v) in G' ; $(G'', \mathbf{d}_s, L''_s, \gamma''_s)$ and $(G'', \mathbf{d}_t, L''_t, \gamma''_t)$ are hierarchical-st strictly-convex graphs, where $L''_s = L'_s \setminus \{\gamma'_s(u), \gamma'_s(v)\}$, $L''_t = L'_t \setminus \{\gamma'_t(u), \gamma'_t(v)\}$, $\gamma''_s(z) = \gamma'_s(z)$ for each vertex z in G'' , and $\gamma''_t(z) = \gamma'_t(z)$ for each vertex z in G'' . By Theorem 6, $(G'', \mathbf{d}_s, L''_s, \gamma''_s)$ and $(G'', \mathbf{d}_t, L''_t, \gamma''_t)$ admit strictly-convex level planar drawings Λ''_s and Λ''_t , respectively. We modify Λ''_s into a strictly-convex level planar drawing Γ'_s of $(G, \mathbf{d}_s, L'_s, \gamma'_s)$ by inserting u (v) on $\gamma'_s(u)$ (resp. $\gamma'_s(v)$) at distance $\epsilon > 0$ from the intersection point of $\gamma'_s(u)$ with segment $\overline{x_u y_u}$ (of $\gamma'_s(v)$)

with segment $\overline{x_v y_v}$ in the interior of the facial cycle of G'' such that the facial cycle C_{uv} of G' is a subdivision of C''_{uv} . Analogously, we modify Λ''_t into a strictly-convex level planar drawing Γ'_t of $(G, \mathbf{d}_t, L'_t, \gamma'_t)$. Drawings Γ_s and Γ'_s (Γ_t and Γ'_t) are left-to-right equivalent.

Inductively construct a unidirectional strictly-convex morph $\langle \Lambda''_s = \Lambda_0, \dots, \Lambda_\ell = \Lambda''_t \rangle$ with $\ell \leq 2(n - 2) + 2(m - 1)$ morphing steps. Let $\xi > 0$ be sufficiently small so that for every $0 \leq j \leq \ell$, inserting u (v) in Λ_j at a convex combination of the positions of x_u, y_u, x_v , and y_v with coefficients $(\frac{1-\xi}{2}, \frac{1-\xi}{2}, \frac{\xi}{2}, \frac{\xi}{2})$ (resp. $(\frac{\xi}{2}, \frac{\xi}{2}, \frac{1-\xi}{2}, \frac{1-\xi}{2})$), removing edges (x_u, y_u) and (x_v, y_v) , and inserting edges $(x_u, u), (y_u, u), (x_v, v), (y_v, v)$, and (u, v) results in a strictly-convex drawing Γ_j of G . With a unidirectional strictly-convex linear morph $\langle \Gamma'_s, \Gamma''_s \rangle$, move u in Γ'_s to the point that is a convex combination of the positions of x_u, y_u, x_v , and y_v with coefficients $(\frac{1-\xi}{2}, \frac{1-\xi}{2}, \frac{\xi}{2}, \frac{\xi}{2})$. With a unidirectional strictly-convex linear morph $\langle \Gamma''_s, \Gamma'''_s \rangle$, move v in Γ''_s to the point that is a convex combination of the positions of x_u, y_u, x_v , and y_v with coefficients $(\frac{\xi}{2}, \frac{\xi}{2}, \frac{1-\xi}{2}, \frac{1-\xi}{2})$. Define morph $\langle \Gamma'_t, \Gamma''_t, \Gamma'''_t \rangle$ analogously. For each $0 \leq j \leq \ell - 1$, Γ_j and Γ_{j+1} are left-to-right equivalent strictly-convex level planar drawings of the hierarchical-st strictly-convex graph $(G, \mathbf{d}_j, L_j, \gamma_j)$, where \mathbf{d}_j is an oriented line orthogonal to the direction of morph $\langle \Lambda_j, \Lambda_{j+1} \rangle$, L_j is the set of lines through vertices of G and orthogonal to \mathbf{d}_j , and γ_j maps each vertex of G to the line in L_j through it. By Lemma 7, $\langle \Gamma_s, \Gamma'_s, \Gamma''_s, \Gamma'''_s = \Gamma_0, \dots, \Gamma_\ell = \Gamma''_t, \Gamma'_t, \Gamma'''_t, \Gamma_t \rangle$ is a unidirectional strictly-convex morph between Γ_s and Γ_t with $\ell + 6 \leq 2n + 2m$ morphing steps. We get the following.

► **Theorem 9.** *There exists an algorithm to construct a strictly-convex unidirectional morph with $O(n)$ morphing steps between any two strictly-convex drawings of the same n -vertex plane graph.*

A simple enhancement of the above described algorithm allows us to extend our results to (non-strictly) convex drawings of convex graphs. We have the following.

► **Theorem 10.** *There exists an algorithm to construct a convex unidirectional morph with $O(n)$ morphing steps between any two convex drawings of the same n -vertex plane graph.*

Proof sketch. First, with $O(n)$ unidirectional convex morphing steps we morph Γ_s (Γ_t) into a convex drawing Γ'_s (resp. Γ'_t) such that the polygon delimiting the outer face of G is strictly-convex. This is done by moving, during each morphing step, all the internal vertices of a maximal path incident to the outer face whose internal vertices have degree two.

Second, we consider each maximal path $P = (u_1, \dots, u_k)$ such that u_2, \dots, u_{k-1} are degree-2 internal vertices of G ; with a single linear morph in the direction of $\overline{u_1 u_k}$, we move each of u_2, \dots, u_{k-1} in Γ'_s to the point which is a convex combination of the positions of u_1 and u_k with the same coefficients as in Γ'_t . Over all such paths P this amounts to $O(n)$ unidirectional convex morphing steps; denote by Γ''_s the resulting drawing of G .

Third, we replace each maximal path $P = (u_1, \dots, u_k)$ such that u_2, \dots, u_{k-1} are degree-2 internal vertices of G with an edge (u_1, u_k) in G , Γ''_s , and Γ'_t ; we obtain a strictly-convex graph G' , and two strictly-convex drawings Λ''_s and Λ'_t of G' . We compute a strictly-convex unidirectional morph $\langle \Lambda''_s = \Lambda_0, \dots, \Lambda_\ell = \Lambda'_t \rangle$ with $\ell \in O(n)$ morphing steps as in Theorem 9. For each $0 \leq j \leq \ell$, we reinsert the internal vertices of each path $P = (u_1, \dots, u_k)$ in Λ_j at the points that are the convex combinations of the positions of u_1 and u_k in Λ_j with the same coefficients as in Γ''_s and in Γ'_t . Each morphing step $\langle \Gamma_j, \Gamma_{j+1} \rangle$ is convex and unidirectional, since u_i moves between two points that are convex combinations of the positions of u_1 and u_k with the same coefficients. Hence, $\langle \Gamma_s, \dots, \Gamma'_s, \dots, \Gamma''_s = \Gamma_0, \Gamma_1, \dots, \Gamma_\ell = \Gamma'_t, \dots, \Gamma_t \rangle$ is a unidirectional convex morph between Γ_s and Γ_t with $O(n)$ morphing steps. ◀

References

- 1 S. Alamdari, P. Angelini, T. M. Chan, G. Di Battista, F. Frati, A. Lubiw, M. Patrignani, V. Roselli, S. Singla, and B. T. Wilkinson. Morphing planar graph drawings with a polynomial number of steps. In *SODA*, pages 1656–1667, 2013.
- 2 G. Aloupis, L. Barba, P. Carmi, V. Dujmovic, F. Frati, and P. Morin. Compatible connectivity-augmentation of planar disconnected graphs. In *SODA*, pages 1602–1615, 2015.
- 3 P. Angelini, G. Da Lozzo, G. Di Battista, F. Frati, M. Patrignani, and V. Roselli. Morphing planar graph drawings optimally. In *ICALP*, volume 8572 of *LNCS*, pages 126–137, 2014.
- 4 P. Angelini, F. Frati, M. Patrignani, and V. Roselli. Morphing planar graph drawings efficiently. In *GD*, volume 8242 of *LNCS*, pages 49–60, 2013.
- 5 I. Bárány and G. Rote. Strictly convex drawings of planar graphs. *Documenta Mathematica*, 11:369–391, 2006.
- 6 D. Barnette and B. Grünbaum. On Steinitz’s theorem concerning convex 3-polytopes and on some properties of planar graphs. In *Many Facets of Graph Theory*, volume 110 of *Lecture Notes in Mathematics*, pages 27–40. Springer, 1969.
- 7 F. Barrera-Cruz, P. Haxell, and A. Lubiw. Morphing planar graph drawings with unidirectional moves. Mexican Conference on Discr. Math. and Comput. Geom., 2013.
- 8 N. Bonichon, S. Felsner, and M. Mosbah. Convex drawings of 3-connected plane graphs. *Algorithmica*, 47(4):399–420, 2007.
- 9 S. Cairns. Deformations of plane rectilinear complexes. *Am. Math. Mon.*, 51:247–252, 1944.
- 10 N. Chiba, T. Yamanouchi, and T. Nishizeki. Linear algorithms for convex drawings of planar graphs. In *Progress in Graph Theory*, pages 153–173. Academic Press, New York, NY, 1984.
- 11 M. Chrobak and G. Kant. Convex grid drawings of 3-connected planar graphs. *Int. J. Comput. Geometry Appl.*, 7(3):211–223, 1997.
- 12 C. Erten, S. G. Kobourov, and C. Pitta. Intersection-free morphing of planar graphs. In *GD*, volume 2912 of *LNCS*, pages 320–331, 2004.
- 13 C. Friedrich and P. Eades. Graph drawing in motion. *J. Graph Alg. Ap.*, 6:353–370, 2002.
- 14 C. Gotsman and V. Surazhsky. Guaranteed intersection-free polygon morphing. *Computers & Graphics*, 25(1):67–75, 2001.
- 15 B. Grünbaum and G.C. Shephard. *The geometry of planar graphs*. Camb. Univ. Pr., 1981.
- 16 S. H. Hong and H. Nagamochi. Convex drawings of hierarchical planar graphs and clustered planar graphs. *J. Discrete Algorithms*, 8(3):282–295, 2010.
- 17 S. H. Hong and H. Nagamochi. A linear-time algorithm for symmetric convex drawings of internally triconnected plane graphs. *Algorithmica*, 58(2):433–460, 2010.
- 18 M. S. Rahman, S. I. Nakano, and T. Nishizeki. Rectangular grid drawings of plane graphs. *Comput. Geom.*, 10(3):203–220, 1998.
- 19 M. S. Rahman, T. Nishizeki, and S. Ghosh. Rectangular drawings of planar graphs. *J. of Algorithms*, 50:62–78, 2004.
- 20 J. M. Schmidt. Contractions, removals, and certifying 3-connectivity in linear time. *SIAM J. Comput.*, 42(2):494–535, 2013.
- 21 V. Surazhsky and C. Gotsman. Controllable morphing of compatible planar triangulations. *ACM Trans. Graph*, 20(4):203–231, 2001.
- 22 V. Surazhsky and C. Gotsman. Intrinsic morphing of compatible triangulations. *Internat. J. of Shape Model.*, 9:191–201, 2003.
- 23 C. Thomassen. Planarity and duality of finite and infinite graphs. *J. Comb. Theory, Ser. B*, 29(2):244–271, 1980.
- 24 C. Thomassen. Deformations of plane graphs. *J. Comb. Th. Ser. B*, 34(3):244–257, 1983.
- 25 C. Thomassen. Plane representations of graphs. In J. A. Bondy and U. S. R. Murty, editors, *Progress in Graph Theory*, pages 43–69. Academic Press, New York, NY, 1984.